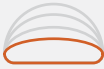
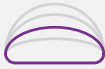
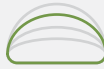



Choose with confidence

Motiva Ergonomix™

	MINI 				DEMI 				FULL 				CORSEÉ 			
⌀ (cm) A	D _B (cm)	D _C (cm) 40%	D _C (cm) 45%	V (cc)	D _B (cm)	D _C (cm) 40%	D _C (cm) 45%	V (cc)	D _B (cm)	D _C (cm) 40%	D _C (cm) 45%	V (cc)	D _B (cm)	D _C (cm) 40%	D _C (cm) 45%	V (cc)
8.5	2.2	4.0	4.5	105	3.1	4.5	5.1	135	3.5	4.8	5.4	145	4.0	5.2	5.8	180
9	2.3	4.2	4.7	125	3.3	4.8	5.4	155	3.7	5.1	5.7	175	4.2	5.4	6.1	210
9.5	2.4	4.4	5.0	140	3.4	5.0	5.6	180	3.9	5.3	6.0	205	4.5	5.8	6.5	240
9.75	2.4	4.5	5.1	150	3.4	5.1	5.7	190	4.0	5.5	6.2	220	4.6	5.9	6.7	260
10	2.5	4.6	5.2	160	3.5	5.2	5.9	205	4.1	5.6	6.3	235	4.8	6.2	6.9	280
10.25	2.5	4.7	5.3	170	3.5	5.3	6.0	215	4.2	5.8	6.5	255	4.9	6.3	7.1	300
10.5	2.6	4.9	5.5	185	3.6	5.4	6.1	230	4.3	5.9	6.6	275	5.1	6.5	7.3	325
10.75	2.6	5.0	5.6	205	3.7	5.6	6.3	245	4.4	6.0	6.8	295	5.2	6.6	7.5	350
11	2.7	5.1	5.7	220	3.8	5.7	6.4	265	4.5	6.2	7.0	315	5.4	6.9	7.7	380
11.25	2.7	5.2	5.8	230	3.8	5.8	6.5	285	4.6	6.3	7.1	335	5.5	7.0	7.9	410
11.5	2.8	5.3	6.0	245	3.9	5.9	6.7	300	4.7	6.5	7.3	355	5.7	7.2	8.1	440
11.75	2.8	5.4	6.1	260	3.9	6.0	6.7	320	4.8	6.6	7.4	375	5.8	7.3	8.3	475
12	2.9	5.5	6.2	275	4.0	6.1	6.9	340	4.9	6.7	7.6	400	6.0	7.6	8.5	510
12.25	2.9	5.6	6.3	290	4.0	6.2	7.0	360	5.0	6.9	7.7	425	6.1	7.7	8.7	550
12.5	3.0	5.7	6.5	310	4.1	6.3	7.1	380	5.1	7.0	7.9	450	6.3	7.9	8.9	590
13	3.1	6.0	6.7	360	4.3	6.6	7.5	425	5.3	7.3	8.2	500	-	-	-	-
13.5	3.2	6.2	7.0	400	4.4	6.8	7.7	475	5.5	7.6	8.5	550	-	-	-	-
14	3.3	6.4	7.2	430	4.5	7.0	7.9	525	5.7	7.8	8.8	625	-	-	-	-
14.5	3.4	6.6	7.5	475	4.6	7.3	8.2	575	5.9	8.1	9.1	700	-	-	-	-
15	3.5	6.9	7.7	525	4.8	7.5	8.5	625	6.1	8.4	9.4	775	-	-	-	-

A=Base B=Projection C=Arc Length V=Volume

*Approximate Arc Length measurements based on clinical model.

Ergonomix™ Q

Mini	Demi	Full	Corseé	ProgressiveGel Ultima™	BluSeal®	Single Pack	TwinPack™	Sizers	Q Inside	5Y Extended Warranty*
✓	✓	✓	✓	✓	✓	✓	✓	✓	✓	✓

*Optional

